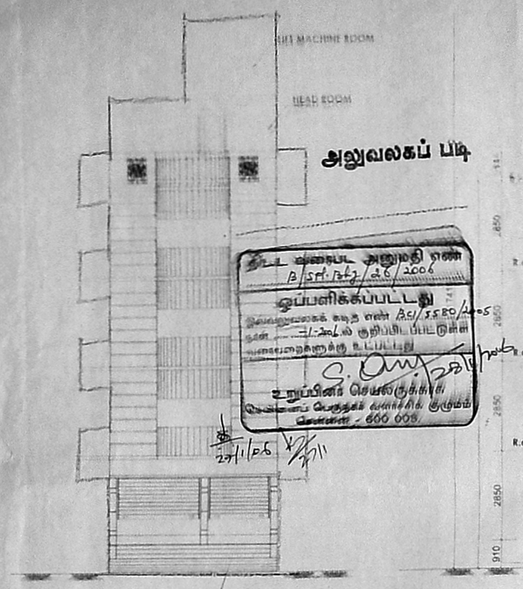

FRONT ELEVATION

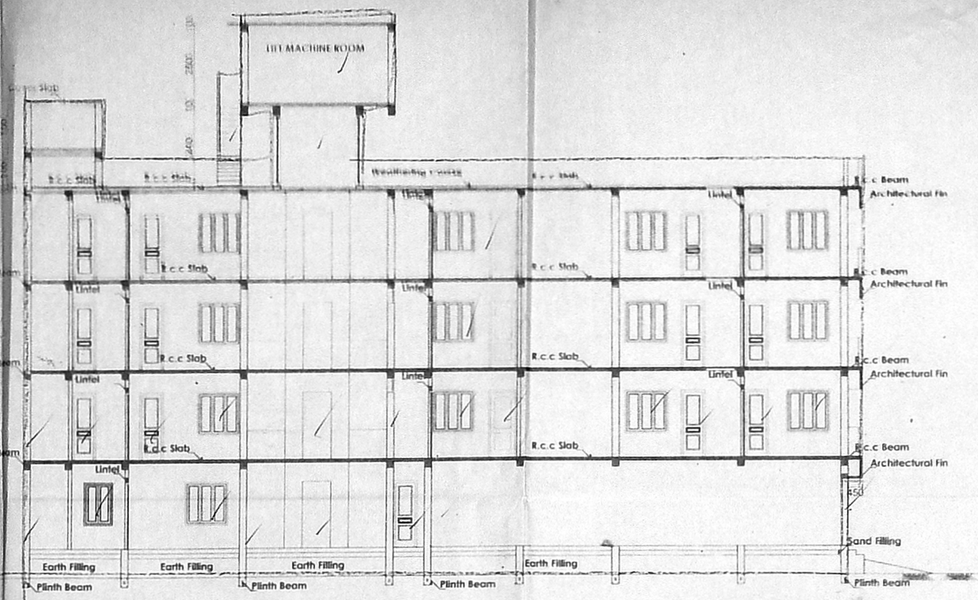

SECTION ON A -A

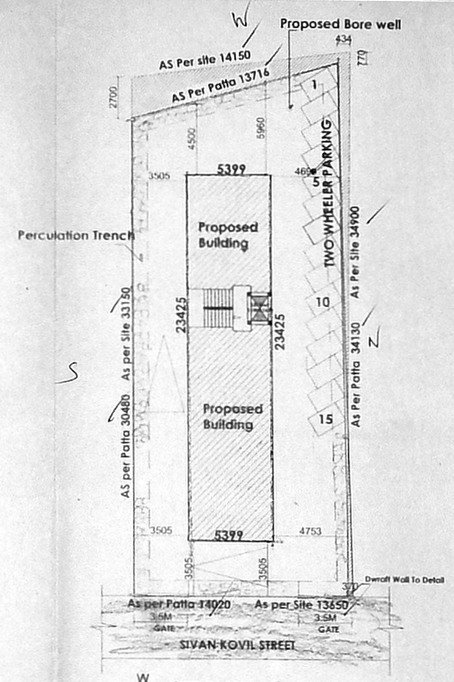

SITE PLAN

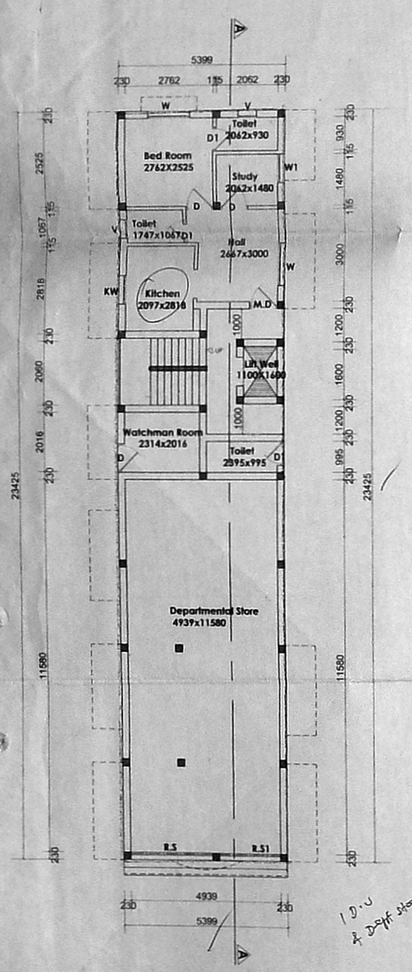

GROUND FLOOR PLAN

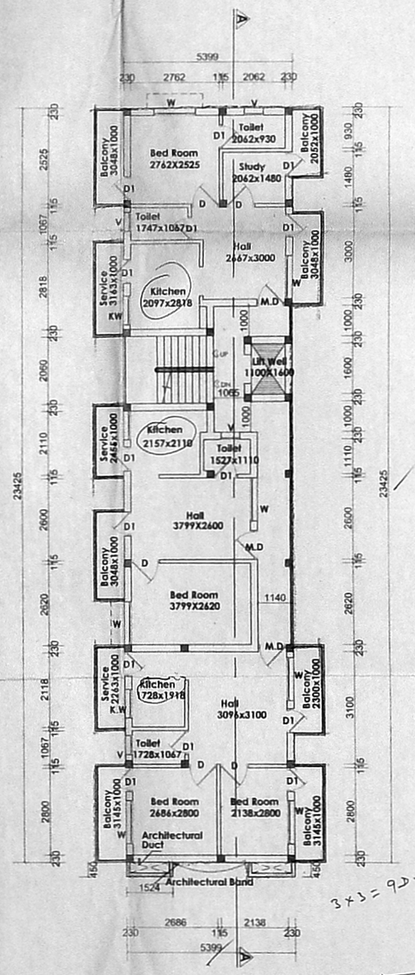

TYPICAL FLOOR PLAN (1,2 & 3)

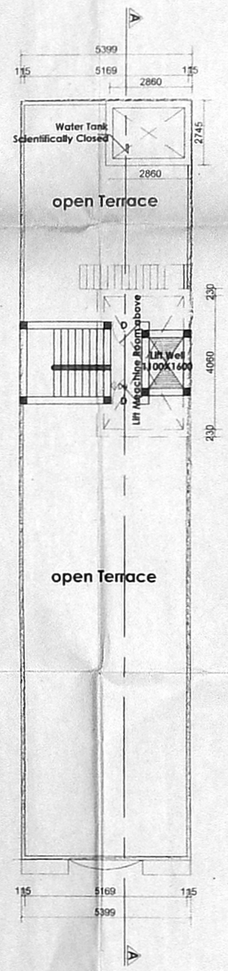

TERRACE FLOOR PLAN

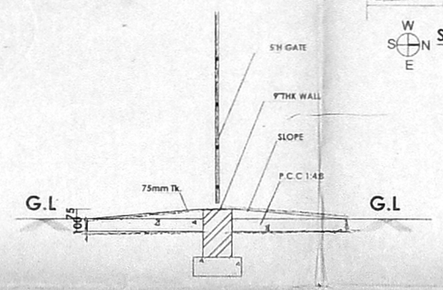

C-C OF DWRAFF WALL

SCALE 1:25

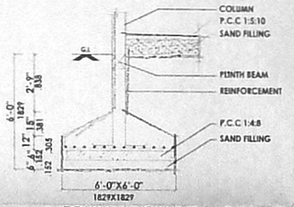

FOUNDATION DETAILS

SCALE 1:50

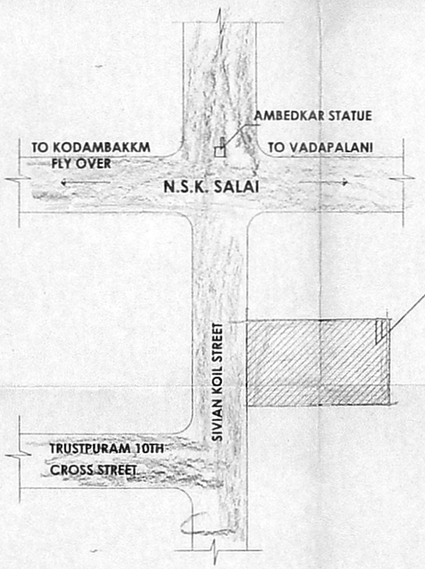

KEY PLAN

SCALE- N.T.S

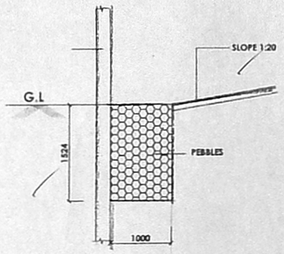

PERCULATION TRENCH DETAIL

SCALE 1:50

SHEDULE OF JOINERY	METRE	FEET
DOORS		
M.D.T.W.Door	: 0.99 X 2.10	3'0" x 7'0"
D.T.W.Door	: 0.90 x 2.10	3'0" x 7'0"
D1.T.W.Door	: 0.76 x 2.10	2'6" x 7'0"
WINDOWS		
W.T.W. Window	: 1.35 X 1.35	4'6" x 4'6"
K.W.T.W. Window	: 1.0X1.0	3'3"X3'3"
VENTILATER		
V.T.W.Ventilater	: 0.60 X 0.45	2'0"X1'6"
RS. ROLLING SHUTTER	: 2.75 X 2.75	
RS1. ROLLING SHUTTER	: 2.00 X 2.75	

AREA STATEMENT		SQ.FEET	SQ.METRE
PLOT AREA		4800.00	446.12
GROUND FLOOR		1274.00	118.30
FIRST FLOOR		1658.44	154.13
SECOND FLOOR		1658.44	154.13
THIRD FLOOR		1658.44	154.13
TOTAL BUILT UP AREA		6248.32	580.69
PLOT COVERAGE		35%	
F.S.I		1.31	

CMDA (B) / No. 1
B.C.I / 3580/05
Asst. / Scrutiny / P.A.
A.P. / D.P.

SPECIFICATION

1. P.C.C 1:4:8 FOR COLUMN FOUNDATION BASE CONCRETE
2. COLUMN FOOTING IN R.C.C 1:2:4 MIX.
3. ALL R.C.C WORKS ARE IN R.C.C 1:2:4 MIX.
4. SUPER STRUCTURE ARE CONSTRUCTED IN BRICK WORK WITH CM 1:5
5. WOOD WORKS IN TW PANEL FOR DOORS AND ALUMINUM GLAZED WINDOW AND VENTILOTAR.
6. ROOF SLAB IN R.C.C 1:2:4 MIX.
7. PLASTERING INSIDE AND OUTSIDE IN CM 1:5 MIX.
8. CEILING PLASTERING IN CM 1:3.
9. FLOOR FINISHING WITH MARBLE FLOORING.
10. WEATHERING COURSE OVER R.C.C SLAB PRESSED TILES ABOVE.

SCALE : (1" = 8") 1:100

DIMENSION ARE INDICATED FOR 'MM'

COLOUR INDEX

BOUNDARY SHOWN IN

PROPOSEL SHOWN IN

ROAD SHOWN IN

DRAWING TITLE

Plan Showing the Proposed Residential Flat at New Door No:29, Sivan Koil Street, R.S.NO.344, T.S.NO: 31 of Puliyur Village Chennai, Division-77, Zone - 5, BLOCK-NO: 8

OWNER SIGNATURE :-

LICENSED SURVEYOR :-

N.A. RANJAN NAVAMANEE
B.Arch., A.I.I.A., M.C.A.,
ARCHITECT LICENSED SURVEYOR
COUNCIL REG. No. CA/90/13127
CORPORATION OF CHENNAI
REG. No. WD/D/1606/90
67, 2nd TRUST MAIN ROAD, CHENNAI - 28.
PHONE : 52101885